

Contemporary Collection

Woodbridge Gas Fireplaces



DV2501-E

Vertical Gas Fireplace

DV 2501-E



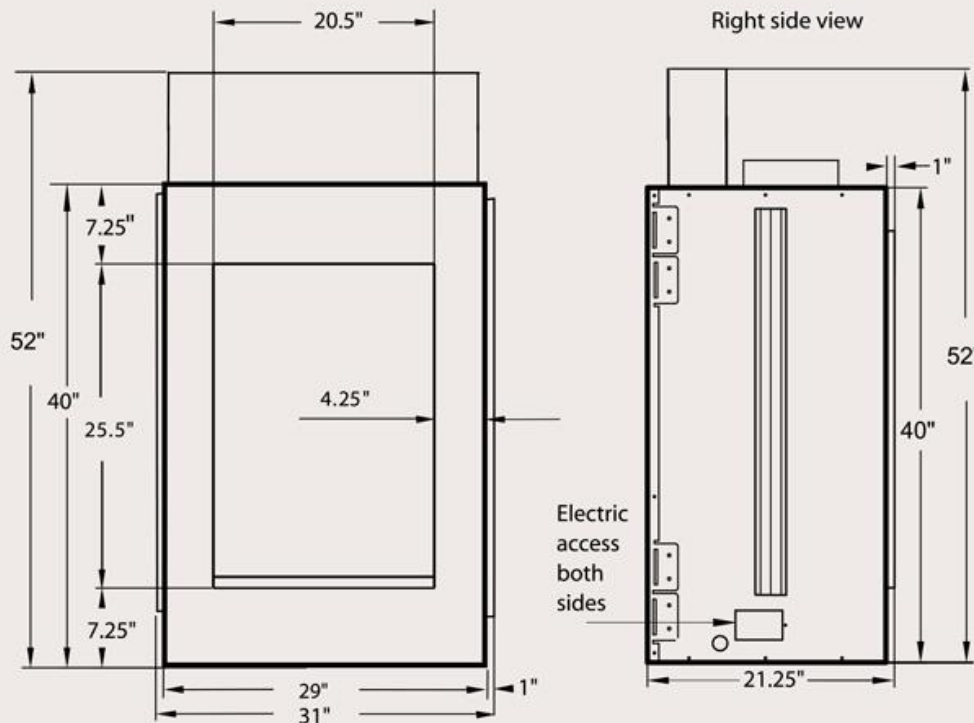
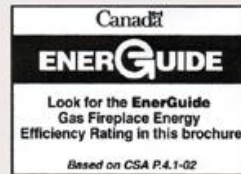
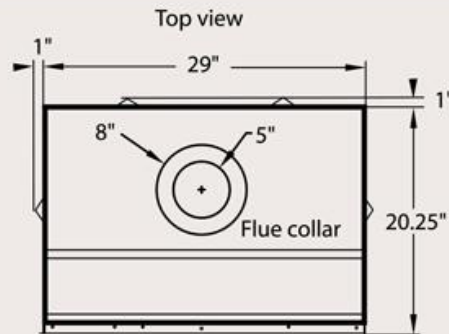
Compliment your decor with the natural elegance of fire and stones over a bed of onyx glass.

Contemporary Collection

Woodbridge Gas Fireplaces



DV2501-E



Gas input rate:

Model DV 2501-NE: Nat. Gas 18,000-26,000 Btu/h

Model DV 2501-PE: Propane 20,000-26,000 Btu/h

Efficiency (steady state) up to 75%

EnerGuide FE Rating 62.32% (NG)

60.98% (LP)

Standard Features

- * Realistic hand-made stone set and onyx glass media.
- * Durable ceramic glass viewing area.
- * Enamelled black reflective side and rear panels.
- * Protective safety screen.
- * Clean face. Can be covered with non-combustible material for minimalistic look.
- * Electronic ignition with battery back-up assures operation during a power failure.
- * 130 C.F.M., variable speed, thermostatic circulating fan.
- * Stainless steel flex connector and gas shut-off valve.
- * Remote control with built-in thermostat and flame height control.
- * Highest quality of materials, components, and workmanship.
- * Limited Lifetime Warranty.

Please refer to Owners Manual for installation instructions
(available for downloading at www.woodbridgefp.com)



SHOWROOM OPEN TO THE PUBLIC:

Mon. - Fri.: 9:00 a.m. - 6:00 p.m.

Saturdays: 12:00 a.m. - 5:00 p.m.

18A Strathearn Ave., Unit #25

Brampton, ON, L6T 4X7

Phone: (905) 799-5953

www.woodbridgefp.com



Printed in Canada