

2019 New Products

Schluter®-Systems

Effective March 1, 2019



PROFILE OF INNOVATION



More **STYLE**:
Now Match your Shelf with your Grate

- Solid stainless steel with brushed finish
- Options for new and retrofit installations
- Matching drain grates available

Match with
KERDI-DRAIN or KERDI-LINE
STYLE grates



Curve




Floral



Schluter®-SHELF

▲ 2019 Price List pages 142 - 144

Corner shelf for new or retrofit installations



Niche shelf

For use with Schluter®-KERDI-BOARD-SN shower niches (sold separately)




Wall shelf



The **WIDE** Roll

- ✓ Fewer seams
- ✓ Faster installation
- ✓ Wide format covers wall area from floor to standard shower head height



Schluter®-KERDI Waterproofing membrane

The new 6' 7" (2-meter) wide roll of KERDI provides the same waterproofing and vapor management properties as our other sizes, but now in a new wider format.

Faster, Simpler Installation




▲ 2019 Price List pages 99 and 109



The **LONG** Roll

Schluter®-KERDI-BAND
984' 3" (300 m) long roll

▲ 2019 Price List pages 100 and 110



Schluter®-KERDI-SHOWER

Trays for KERDI-DRAIN

▲ 2019 Price List page 134




5 NEW sizes, including a neo-angle tray option!

KERDI-SHOWER-TT


Tray with thin perimeter and center drain placement

Ideal for curbless showers!



KERDI-SHOWER-T

Standard tray with center drain placement



KERDI-SHOWER-TS

Standard tray with off-center drain placement



Schluter®-KERDI-SHOWER

Trays for KERDI-LINE


▲ 2019 Price List page 135




NEW size!

KERDI-SHOWER-LT


Allows for the installation of a center drain



39" x 39"




48" x 48"




55" x 55"

KERDI-SHOWER-LTS


Accommodates the installation of the drain along the perimeter of the shower



39" x 39"



48" x 48"



55" x 55"




36" x 55"



36" x 72"



38" x 76"




76" x 38"



Schluter®-KERDI-BOARD-SC
60" shower curb

▲ 2019 Price List pages 91 and 136



Strainer for KERDI-DRAIN

▲ 2019 Price List page 125

Hair Catcher



Strainer for KERDI-LINE

▲ 2019 Price List page 132

Hair Catcher

Schluter®-KERDI-DRAIN-H

Flange with horizontal drain outlet

The KERDI-DRAIN-H flange provides a horizontal connection to the drain pipe and is available in ABS or PVC with a 2" outlet.

A height compensation board, Schluter®-KERDI-SHOWER-CB, used to accommodate the drain body and waste pipe height when installing KERDI-DRAIN-H in conjunction with the KERDI-SHOWER-T/-TS/-TT shower trays is also available.



▲ 2019 Price List page 118

KERDI-DRAIN Product Line Simplified

New simplified offering for KERDI-DRAIN with flanges and grates offered separately, making it less costly to stock a wider variety of drain types and grates styles. Note, products have new item codes, and pricing has been adjusted accordingly.



Flange options

▲ 2019 Price List pages 116 - 119



Grate options

▲ 2019 Price List pages 120 - 121

KERDI-LINE Product Line Reorganized

Waterproofing corners and seals will now be included with the channel body instead of the grate assembly. As such, all products have new item codes, and pricing has been adjusted accordingly.



Channel body options

▲ 2019 Price List page 128



Grate options


▲ 2019 Price List pages 129 - 132

Shower Kit Reorganization

All of our shower kits now include the shower tray with integrated KERDI as well as the KERDI-BOARD shower curb.




Three types of shower kits are now available:



Complete kit

▲ 2019 Price List page 138

Sizes: 48" x 48", 38" x 60", 38" x 60" off-center
2" ABS or PVC flange and 4" stainless steel grate




Kit without grate

▲ 2019 Price List page 139

Sizes: 48" x 48", 38" x 60", 38" x 60" off-center, 48" x 72", 72" x 72"
2" ABS or PVC Flange

To complete your kit, add: KERDI-DRAIN grate
(SOLD SEPARATELY)

▲ 2019 Price List pages 120 - 121



Kit without drain

▲ 2019 Price List page 140

Sizes: 48" x 48", 38" x 60", 38" x 60" off-center, 48" x 72", 72" x 72"

To complete your kit, add: KERDI-DRAIN
grate and flange **(SOLD SEPARATELY)**


▲ 2019 Price List pages 120 - 121 (grate) and 116 - 119 (flange)



Schluter® Profiles

10' Profiles

10'



- ✓ Fewer joints
- ✓ Less waste

New 10-foot (3.05 m) profiles available in select sizes and finishes of SCHIENE, JOLLY, QUADEC, RONDEC, and RONDEC-DB.

▲ 2019 Price List pages 12 and 22

New Sizes and Finishes



Schluter®-DECO-SG

Now available in brushed stainless steel, as well as a wider 9/16" (15 mm) channel to accommodate 1/2" (12.5 mm)-thick glass walls.


▲ 2019 Price List pages 43 and 147



Schluter®-QUADEC

Now available in 9/32" (7 mm) height in stainless steel and brushed stainless steel.

▲ 2019 Price List page 34



- Durable edge protection and finishing profiles for resilient coverings (e.g.: LVT, LVP) used on floors, walls, and stairs
- Available in 3 brushed anodized aluminum finishes: bronze, nickel, and chrome
- Accommodates various covering thicknesses from 2/16" to 1/4" (2.5 mm to 6 mm)
- Unobtrusive design which easily complements any resilient covering

© TARKETT

Schluter®-VINPRO

A brand-new line of profiles designed for resilient floor and wall coverings.



Schluter®-VINPRO-S

Edge protection where the resilient covering is bordered by carpet, floor coverings of similar heights, or as a finishing edge to wall skirting applications.



Schluter®-VINPRO-STEP

Edging profile for resilient covering installations on stairs, with a square design and ribbed capping flange to provide slip protection.



Schluter®-VINPRO-U

Designed to provide a smooth transition between resilient floor coverings and floor coverings at lower elevations or finished concrete.



Schluter®-VINPRO-T

Designed to provide transitions between same-height resilient floor coverings.



Schluter®-VINPRO-RO

Edging profile with rounded reveal for resilient covering installations on stairs and outside corners of resilient surfaces.





Discontinued Items

Schluter®-DITRA-HEAT-E-RSD

The DITRA-HEAT-E-RSD thermostat and the DITRA-HEAT kit containing the -RSD thermostat have been discontinued.

Schluter®-KERDI-Shower-ST

The KERDI-Shower-ST shower trays have been discontinued and replaced with our new KERDI-Shower-T/-TS/-TT shower trays with integrated KERDI waterproofing. Note also that the 32" x 60" center and off-center trays have been replaced with the 38" x 60" version, and many new sizes have been added.

Schluter®-KERDI-Shower-L/-LS

The KERDI-Shower-L/-LS shower trays have been discontinued and replaced with our new KERDI-Shower-LT/-LTS range of line drain shower trays.

Schluter®-KERDI-Shower-SC

The KERDI-Shower-SC foam shower curb has been discontinued and replaced with our Schluter®-KERDI-BOARD-SC waterproof shower curbs.

Schluter®-KERDI-Shower-SB

The KERDI-Shower-SB foam shower benches have been discontinued and replaced with our Schluter®-KERDI-BOARD-SB waterproof shower benches.

Schluter®-KERDI-DRAIN

The 6" round stainless steel cleanout cover has been discontinued, however the square version remains available.

The KERDI-DRAIN-A adaptor kits with stainless steel flanges have been discontinued. In addition, the adaptor kits with standard ABS bonding flange have been discontinued, however the adaptor kits with extended ABS flange remain available. Note, the extended ABS flange can be cut to size as needed.

Exterior Section

Schluter products for exterior applications are no longer featured in the Schluter®-Systems Illustrated Price List Catalog. For information on available options for exterior applications, please contact our customer service team.

