



# Exterior Systems












## 2019 Illustrated Price List

Effective March 1, 2019 **CANADA**



PROFILE OF INNOVATION

# CONTENTS

	<b>Exterior applications process</b>	<b>5</b>
	<b>Exterior applications details</b>	<b>6 - 7</b>
	<b>Drainage membranes</b>	<b>8 - 9</b>
	<b>Modular screed system</b>	<b>10 - 11</b>
	<b>Balcony and terrace profiles</b>	<b>12 - 15</b>
	<b>Floor profiles</b>	<b>17 - 19</b>
	<b>Wall profiles</b>	<b>20 - 22</b>
	<b>Stair profiles</b>	<b>23 - 25</b>
	<b>Movement joint profiles</b>	<b>26 - 27</b>
	<b>Setting materials</b>	<b>28 - 29</b>
	<b>Tools</b>	<b>30</b>



## DRAINAGE MEMBRANES



Schluter®-TROBA-PLUS  
Page 9



Schluter®-DITRA-DRAIN  
Page 9



## MODULAR SCREED SYSTEM



Schluter®-BEKOTEC-DRAIN  
Page 11



Schluter®-BEKOTEC-BRS  
Page 11



Schluter®-BEKOTEC-BRSK  
Page 11



## BALCONY AND TERRACE PROFILES



Schluter®-BARA-RWL  
Page 13



Schluter®-BARA-RW  
Page 14



Schluter®-BARA-RAK  
Page 15



Schluter®-BARA-ESOT  
Page 15



## FLOOR PROFILES



Schluter®-SCHIENE  
Page 17



Schluter®-DECO  
Page 18



Schluter®-RENO-U  
Page 19



## WALL PROFILES



Schluter®-JOLLY  
Page 20



Schluter®-RONDEC  
Page 21



Schluter®-QUADEC  
Page 22

## STAIR PROFILES



Schluter®-**SCHIENE-STEP**  
Page 23




Schluter®-**TREP-FL**  
Page 24



Schluter®-**TREP-E**  
Page 24



Schluter®-**TREP-EK**  
Page 25



Schluter®-**TREP-EFK**  
Page 25

## MOVEMENT JOINT PROFILES



Schluter®-**DILEX-EDP**  
Page 26



Schluter®-**DILEX-KSN**  
Page 27



Schluter®-**DILEX-KSA**  
Page 27

## SETTING MATERIALS



Schluter®-**SET**  
Page 29



Schluter®-**ALL-SET**  
Page 29



Schluter®-**FAST-SET**  
Page 29

## TOOLS



Schluter®-**PROCUT-TSM**  
Page 30



Schluter®-**TROWEL**  
Page 30



Schluter®-**DITRA Roller**  
Page 30





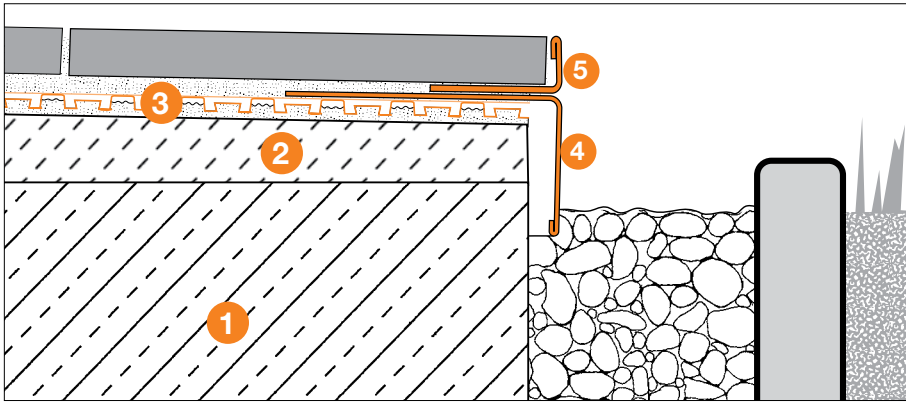
© RAK Ceramics

## EXTERIOR APPLICATIONS PROCESS

Schluter®-Systems has years of experience with exterior applications. Strict adherence to Schluter's installation requirements, Schluter's Exterior Applications Checklist, and industry standards are required to receive warranty coverage and to ensure the success of your exterior installation.


Prior to the installation of your exterior application, Schluter®-Systems requires that it completes a thorough evaluation of your exterior project to ensure that each application will meet our specified requirements and to ensure warranty coverage. Please contact Schluter®-Systems' customer service or your Territory Manager for more information.

# EXTERIOR APPLICATIONS DETAILS



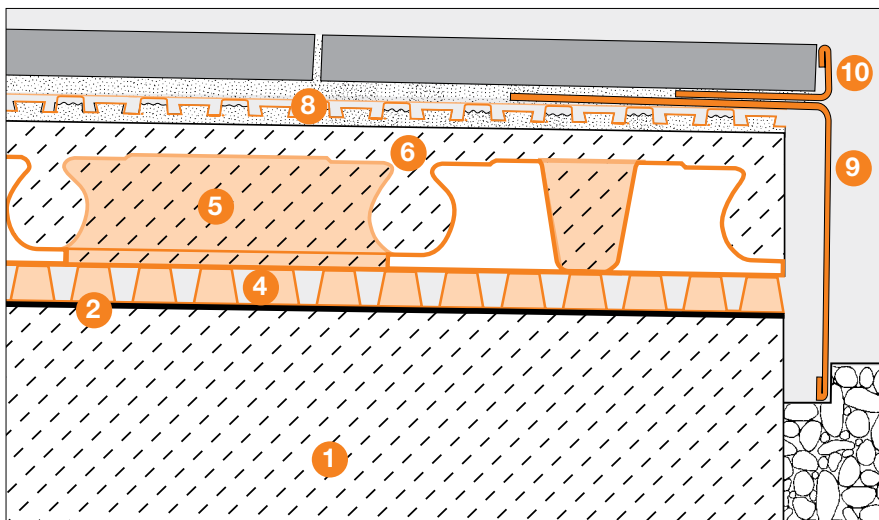
## Thin - Concrete on Grade


- 1 Concrete - slab on grade
- 2 Sloped screed (2%)
- 3 Schluter®-DITRA-DRAIN
- 4 Schluter®-BARA-RW
- 5 Schluter®-SCHIENE (optional)



## Thick - Concrete on Grade

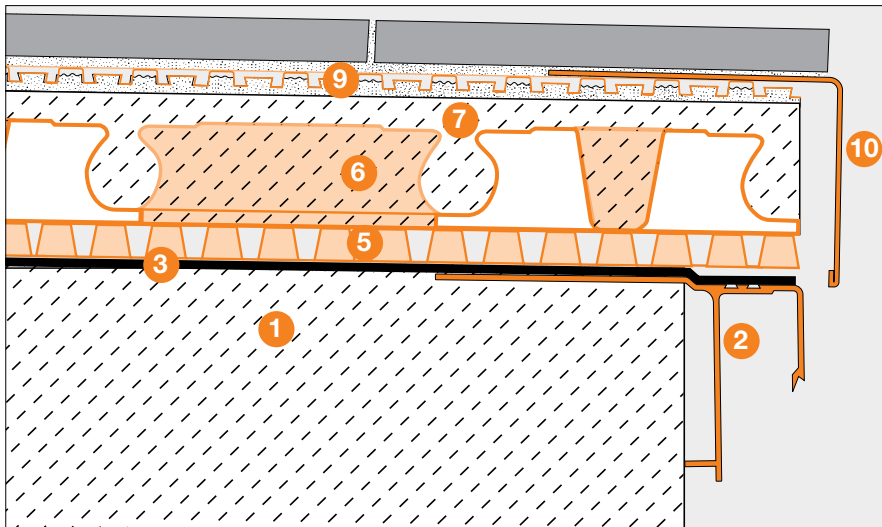
- 1 Sloped structure (2%)
- 2 Primary roofing membrane (optional)
- 3 Schluter®-BEKOTEC-BRS
- 4 Schluter®-TROBA-PLUS
- 5 Schluter®-BEKOTEC-DRAIN
- 6 Mortar bed
- 7 Schluter®-BARA-ESOT (required if using a primary roofing membrane)
- 8 Schluter®-DITRA-DRAIN
- 9 Schluter®-BARA-RW
- 10 Schluter®-SCHIENE (optional)





## Elevated Thick System

- 1 Sloped structure (2%)
- 2 Schluter®-BARA-RAK
- 3 Primary roofing membrane
- 4 Schluter®-BEKOTEC-BRS
- 5 Schluter®-TROBA-PLUS
- 6 Schluter®-BEKOTEC-DRAIN
- 7 Mortar bed
- 8 Schluter®-BARA-ESOT
- 9 Schluter®-DITRA-DRAIN
- 10 Schluter®-BARA-RW



**Note:** To ensure proper drainage of the assembly, recess the anchoring leg of Schluter®-BARA profiles in the mortar to remain flush for application of primary waterproofing membrane.

i

Please refer to the Exterior Application Data Sheet corresponding to your assembly for complete details and warranty information.





## DRAINAGE MEMBRANES


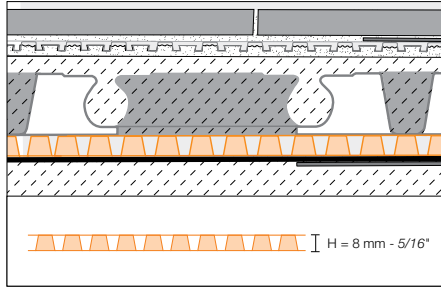






### Schluter®-TROBA-PLUS

**Schluter®-TROBA-PLUS** is a durable sub-surface drainage system that permits water to drain off freely and reliably. The closely positioned, cone-shaped studs are covered by a water permeable filter fabric. They serve to support the floor covering over the entire surface, thus creating a continuous drainage area above the waterproofing layer.

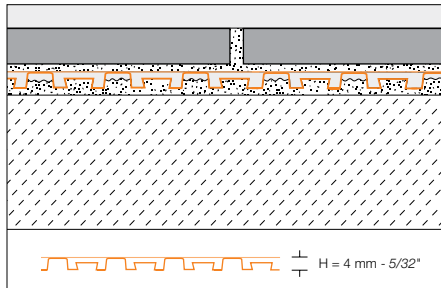


<b>Schluter®-TROBA-PLUS</b>			
Sub-surface drainage system			
Item No.	Dimensions	\$ / ft <sup>2</sup> *	\$ / Roll
TROBA-PLUS 8	1 m x 12.5 m = 12.5 m <sup>2</sup> 3' 3" x 41' = 134.5 ft <sup>2</sup>	2.37	319.80

\* The price per square foot is for estimation purposes only. Please order using the price per roll.

### Schluter®-DITRA-DRAIN

**Schluter®-DITRA-DRAIN** is a drainage membrane designed for use within thin-bed ceramic and stone tile assemblies in exterior applications. It consists of a studded polyethylene sheet with a laminated polypropylene filter fabric. DITRA-DRAIN provides uncoupling and drainage for use in a variety of exterior applications, including exterior floors, patios, walkways and balconies.



<b>Schluter®-DITRA-DRAIN</b>			
Thin-bed drainage membrane (5/32" - 4 mm)			
Item No.	Dimensions	\$ / ft <sup>2</sup> *	\$ / Roll
DITRA-DRAIN 10M	1 m x 10 m = 10 m <sup>2</sup> (3'3" x 33' = 108 ft <sup>2</sup> )	2.65	286.20
DITRA-DRAIN 25M	1 m x 25 m = 25 m <sup>2</sup> (3'3" x 82' = 269 ft <sup>2</sup> )	2.47	665.00

\* The price per square foot is for estimation purposes only. Please order using the price per roll.

<b>Schluter®-DITRA-DRAIN-STU</b>			
Self Adhesive Seaming Tape			
Item No.	Dimensions	\$ / ft *	\$ / Roll
STUVKB90/5M	90 mm x 5 m (3-1/2" x 16' 5")	2.62	43.06
STUVKB90/30M	90 mm x 30 m (3-1/2" x 98' 5")	2.31	227.48

\* The price per foot is for estimation purposes only. Please order using the price per roll.



## MODULAR SCREED SYSTEM


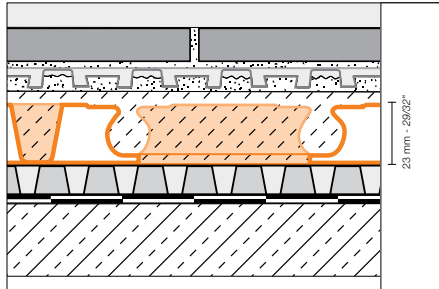




### Schluter®-BEKOTEC-DRAIN

**BEKOTEC-DRAIN** is a modular screed system that is used to create continuous screed surfaces without control joints or reinforcement and can also accommodate hydronic radiant heating tubes. It produces a permanent flooring assembly that is free from internal stresses by confining the shrinkage and curing stresses to smaller modules, which controls deformations such as curling and continuous cracks that are common in traditional screeds.

BEKOTEC-DRAIN is 29/32" (23 mm)-thick and is made of polystyrene foil with evenly spaced openings and interconnected drainage channels. It is specifically designed for use with ceramic tile and natural stone in exterior applications over a primary roofing membrane and Schluter®-TROBA-PLUS drainage system.



<b>Schluter®-BEKOTEC-DRAIN</b>			
Studded screed panel 29/32" (23 mm)			
Item No.	Dimensions/Sheet	Packaging	\$ / Box
EN23FD10	120 x 90 cm = 1.08 m <sup>2</sup> (47-1/4" x 35-7/16" = 11.63 ft <sup>2</sup> )	10 sheets / box	299.25



**BRS**

<b>Schluter®-BEKOTEC-BRS</b>		
Edge strip for conventional screed		
Item No.	Dimensions	\$ / Roll
BRS 810	50 m (164') roll: 10 cm wide x 8 mm thick (4" x 5/16")	77.48



**BRSK**

<b>Schluter®-BEKOTEC-BRSK</b>		
Edge strip for conventional screed, with adhesive strip		
Item No.	Dimensions	\$ / Roll
BRSK 810	50 m (164') roll: 10 cm wide x 8 mm thick (4" x 5/16")	100.73





## BALCONY AND TERRACE PROFILES



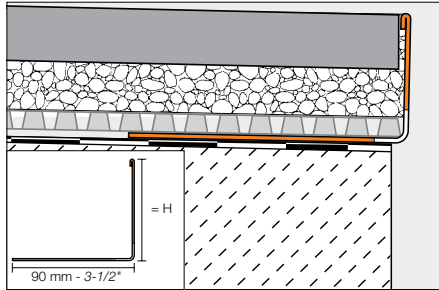


### Schluter®-BARA-RWL



**Schluter®-BARA-RWL** is a color-coated aluminum edging profile with drainage holes for the perimeters of balconies and terraces. The profile is particularly suitable for balcony and terrace coverings loosely laid on gravel or elevated sub-structures.



**Note:** Limited quantities are kept in inventory. Please contact Customer Service for availability. Items not in stock require 6-8 weeks delivery time.



**\*Color Codes**

	<b>PG</b> Classic grey		<b>GM</b> Metallic grey
---	------------------------------	---	-------------------------------

\* To complete the item number, add the **color** code (e.g., RWL 15 **PG**).

Schluter®-BARA-RWL		
Length = 2.5 m - 8' 2-1/2"	Color-coated aluminum	
H = mm - in.	Item No.	\$ / Length
15 - 9/16	RWL 15 + <b>color*</b>	60.05
25 - 1	RWL 25 + <b>color*</b>	63.63
30 - 1-3/16	RWL 30 + <b>color*</b>	65.12
40 - 1-9/16	RWL 40 + <b>color*</b>	69.43
55 - 2-3/16	RWL 55 + <b>color*</b>	75.90
75 - 3	RWL 75 + <b>color*</b>	84.58
95 - 3-3/4	RWL 95 + <b>color*</b>	93.26
120 - 4-3/4	RWL 120 + <b>color*</b>	117.19
150 - 6	RWL 150 + <b>color*</b>	130.17

**Note:** The anchoring leg of **Schluter®-BARA-RWL** is available with a special radius perforation so that the profile can be used to form curves.

- Price surcharge: \$1.95 per foot
- Available in all materials
- For delivery time, please call Customer Service
- Item No.: R / Profile No. (e.g., R/RWL 15 PG)



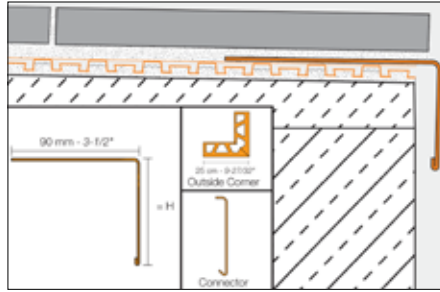


### Schluter®-BARA-RW

**Schluter®-BARA-RW** is an angular profile made of stainless steel or color-coated aluminum for finishing the exposed perimeters of balconies and terraces.




**Note:** Limited quantities are kept in inventory. Please contact Customer Service for availability. Items not in stock require 6-8 weeks delivery time.



Outside corner

Connector



#### \*Color Codes



\* To complete the item number, add the **color** code (e.g., RW 15 **SB**).

### Schluter®-BARA-RW

Length = 2.5 m - 8' 2-1/2"		Color-coated aluminum					
H = mm - in.	Profile		Outside corner 90°		Connector		
	Item No.	\$ / Length	Item No.	\$ / Unit	Item No.	\$ / Unit	
15 - 9/16	RW 15 + color*	60.05	E90/RW 15 + color*	32.99	V/RW 15 + color*	6.49	
25 - 1	RW 25 + color*	63.63	E90/RW 25 + color*	33.80	V/RW 25 + color*	6.49	
30 - 1-3/16	RW 30 + color*	65.12	E90/RW 30 + color*	34.53	V/RW 30 + color*	6.49	
40 - 1-9/16	RW 40 + color*	69.43	E90/RW 40 + color*	35.26	V/RW 40 + color*	6.49	
55 - 2-3/16	RW 55 + color*	75.90	E90/RW 55 + color*	36.89	V/RW 55 + color*	6.49	
75 - 3	RW 75 + color*	84.58	E90/RW 75 + color*	38.88	V/RW 75 + color*	6.49	
95 - 3-3/4	RW 95 + color*	93.26	E90/RW 95 + color*	40.94	V/RW 95 + color*	6.49	
120 - 4-3/4	RW 120 + color*	117.19	E90/RW 120 + color*	55.95	V/RW 120 + color*	6.49	
150 - 6	RW 150 + color*	130.17	E90/RW 150 + color*	59.01	V/RW 150 + color*	6.49	

### Schluter®-BARA-RWE

Length = 2.5 m - 8' 2-1/2"		Stainless steel 304 (1.4301 = V2A) (E)					
H = mm - in.	Profile		Outside corner 90°		Connector		
	Item No.	\$ / Length	Item No.	\$ / Unit	Item No.	\$ / Unit	
15 - 9/16	RW 15 E	94.05	E90/RW 15 E	45.92	V/RW 15 E	7.49	
25 - 1	RW 25 E	97.64	E90/RW 25 E	46.83	V/RW 25 E	7.49	
30 - 1-3/16	RW 30 E	103.44	E90/RW 30 E	48.28	V/RW 30 E	7.49	
40 - 1-9/16	RW 40 E	108.51	E90/RW 40 E	49.81	V/RW 40 E	7.49	
55 - 2-3/16	RW 55 E	120.09	E90/RW 55 E	52.71	V/RW 55 E	7.49	
75 - 3	RW 75 E	134.55	E90/RW 75 E	56.60	V/RW 75 E	7.49	
95 - 3-3/4	RW 95 E	149.01	E90/RW 95 E	70.86	V/RW 95 E	7.49	
120 - 4-3/4	RW 120 E	166.36	E90/RW 120 E	75.57	V/RW 120 E	7.49	
150 - 6	RW 150 E	188.72	E90/RW 150 E	81.44	V/RW 150 E	7.49	

**Note:** The anchoring leg of **Schluter®-BARA-RW/-RWE** is available with a special radius perforation so that the profile can be used to form curves.

- Price surcharge: \$1.95 per foot
- Available in all materials
- Color-coated aluminum requires a relatively large bending radius
- For delivery time, please call Customer Service
- Item No.: R / Profile No. (e.g., R/RW 15 E)







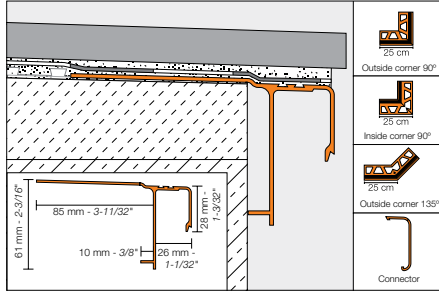


### Schluter®-BARA-RAK

**Schluter®-BARA-RAK** is a color-coated aluminum balcony edging profile with a drip lip. It is fitted to the edges of finished sloped surfaces to form both an edging and a drip lip.



**Note:** Limited quantities are kept in inventory. Please contact Customer Service for availability. Items not in stock require 6-8 weeks delivery time.



**\*Color Codes**

	<b>BW</b> Bright white		<b>HB</b> Light beige		<b>PG</b> Classic grey		<b>GM</b> Metallic grey
	<b>RB</b> Red brown		<b>SB</b> Black brown				

\* To complete the item number, add the **color** code (e.g., RAK 50 **SB**).

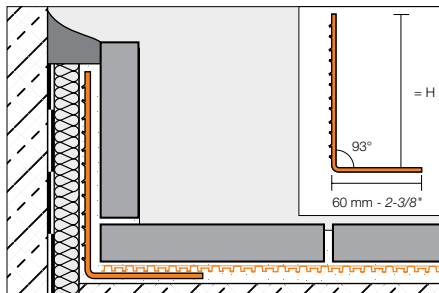
Schluter®-BARA-RAK							
Length = 2.5 m - 8' 2-1/2"	Color-coated aluminum						
	Profile	\$ / Length	Outside corner 90°	Inside corner 90°	\$ / Unit	Outside corner 135°	\$ / Unit
	RAK 50 + <b>color</b> *	109.32	E90/RAK 50 + <b>color</b> *	I90/RAK 50 + <b>color</b> *	58.30	E135/RAK 50 + <b>color</b> *	64.19
<b>Connector</b>	V/RT 30 + <b>color</b> *						3.76

### Schluter®-BARA-ESOT

**Schluter®-BARA-ESOT** is a skirting support profile made of stainless steel for use in applications where no load-bearing substrate is available to support the skirting tiles.



**Note:** Limited quantities are kept in inventory. Please contact Customer Service for availability. Items not in stock require 6-8 weeks delivery time.



Schluter®-BARA-ESOT		
Length = 2.5 m - 8' 2-1/2"	Stainless steel 304 (1.4301 = V2A) (E)	
H = mm - in.	Item No.	\$ / Length
60 - 2-3/8	ESOT 60	55.65
110 - 4-3/8	ESOT 110	71.61



## FLOOR, WALL, STAIR, AND MOVEMENT JOINT PROFILES

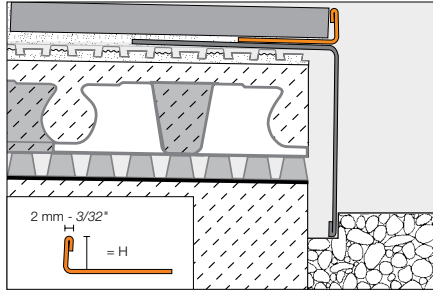




### Schluter®-SCHIENE

**Schluter®-SCHIENE** is designed to provide edge-protection and act as a decorative edging for tile coverings. SCHIENE in stainless steel, as listed on this page, is suitable for use in exterior applications.

**Note:** Also available in stainless steel 316L (1.4404 = V4A). Contact Customer Service for pricing and availability.



Schluter®-SCHIENE				
Length = 2.5 m - 8' 2-1/2"		Stainless steel 304 (1.4301 = V2A) (E)		Brushed stainless steel 304 (1.4301 = V2A) (EB)
H = mm - in.	Item No.	\$ / Length	Item No.	\$ / Length
2 - 3/32	E 20	29.51	-	-
3 - 1/8	E 30	32.46	-	-
4.5 - 3/16	E 45	38.37	-	-
6 - 1/4	E 60	39.06	E 60 EB	46.87
7 - 9/32	E 70	39.90	-	-
8 - 5/16	E 80	40.59	E 80 EB	48.70
9 - 11/32	E 90	41.80	-	-
10 - 3/8	E 100	42.83	E 100 EB	51.40
11 - 7/16	E 110	43.66	E 110 EB	51.96
12.5 - 1/2	E 125	44.26	E 125 EB	53.11
14 - 17/32	E 140	46.31	-	-
15 - 9/16	E 150	51.68	-	-
16 - 5/8	E 160	52.45	-	-
17.5 - 11/16	E 175	53.11	-	-
20 - 3/4	E 200	55.35	-	-
22.5 - 7/8	E 225	57.58	-	-
25 - 1	E 250	59.72	-	-
30 - 1-3/16	E 300	64.21	-	-
Length = 3.05 m - 10'		Stainless steel 304 (1.4301 = V2A) (E)		
H = mm - in.	Item No.	\$ / Length		
8 - 5/16	E 80/300	50.70		
10 - 3/8	E 100/300	53.50		
12.5 - 1/2	E 125/300	55.30		

**Note:** The anchoring leg of **Schluter®-SCHIENE** is available with a special radius perforation so that the profile can be used to form curves.

- Price surcharge: \$0.60 per foot
- Stocked sizes: 6, 8, 10, 11, and 12.5 mm
- Item No.: R / Profile No. (e.g., R/E 80)
- For delivery time on other sizes, please call Customer Service

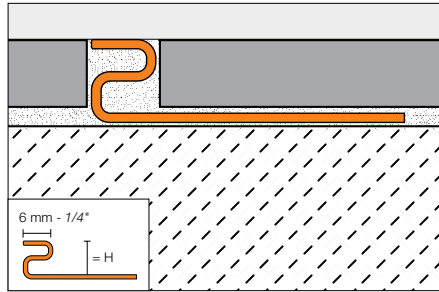






## Schluter®-DECO

**Schluter®-DECO** is designed to provide decorative lines within tile coverings and edge protection at transitions from tile coverings to other same-height surface coverings. The profile features a 1/4" (6 mm)-wide visible surface. DECO in stainless steel, as listed on this page, is suitable for use in exterior applications.

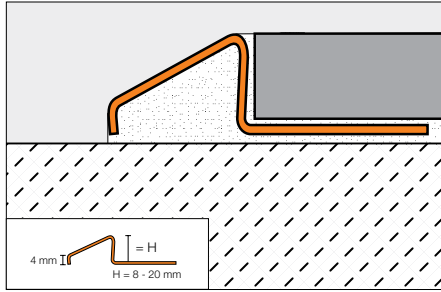


<b>Schluter®-DECO</b>			
Length = 2.5 m - 8' 2-1/2"		Stainless steel 304 (1.4301 = V2A) (E)	
H = mm - in.		Item No.	\$ / Length
8 - 5/16		E 80 D	46.79
9 - 11/32		E 90 D	47.30
10 - 3/8		E 100 D	48.12
11 - 7/16		E 110 D	48.72
12.5 - 1/2		E 125 D	49.84
14 - 17/32		E 140 D	50.56
16 - 5/8		E 160 D	52.17
18.5 - 23/32		E 185 D	54.02
21 - 13/16		E 210 D	55.65
25 - 1		E 250 D	58.71
30 - 1-3/16		E 300 D	61.96



## Schluter®-RENO-U

**Schluter®-RENO-U** is designed to protect tile edges and provide a smooth transition between tile coverings and floor coverings at lower elevations or finished concrete. The sloped surface eliminates trip hazards and the leading edge of the profile abuts the lower surface covering. RENO-U in stainless steel, as listed on this page, is suitable for use in exterior applications.



### ADA-Compliant

**Note:** When leading edge abuts lower surface covering, sizes 20 mm (3/4") and 17.5 mm (11/16") are not ADA-compliant. When leading edge rests on top of lower surface covering, sizes 20 mm (3/4"), 15 mm (9/16"), and 17.5 mm (11/16") are not ADA-compliant.

**Technical Note:** ADA requirements regarding transitions between surfaces of different heights:

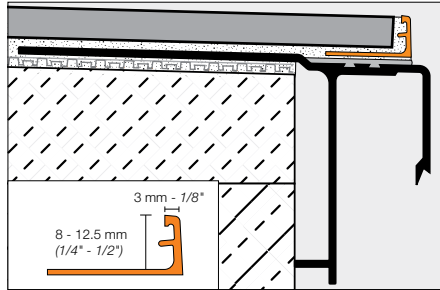
- Up to 6 mm (1/4") - no special requirements
- 6 mm (1/4") to 12.5 mm (1/2") - slope ratio, 1:2
- More than 12.5 mm (1/2") - slope ratio, 1:12

Diagram Values	
H = mm - in.	B = mm - in.
	<b>Stainless steel</b>
8 - 5/16	13 - 33/64
10 - 3/8	17.5 - 11/16
11 - 7/16	19.5 - 49/64
12.5 - 1/2	23 - 29/32
15 - 9/16	28 - 1-7/64
17.5 - 11/16	33.5 - 1-5/16
20 - 3/4	40 - 1-37/64

Schluter®-RENO-U				
Length = 2.5 m - 8' 2-1/2"	Stainless steel 304 (1.4301 = V2A) (E)		Brushed stainless steel 304 (1.4301 = V2A) (EB)	
H = mm - in.	Item No.	\$ / Length	Item No.	\$ / Length
8 - 5/16	EU 80	52.36	EBU 80	80.89
10 - 3/8	EU 100	57.26	EBU 100	85.88
11 - 7/16	EU 110	58.79	EBU 110	87.66
12.5 - 1/2	EU 125	63.54	EBU 125	92.46
15 - 9/16	EU 150	69.11	EBU 150	97.85
17.5 - 11/16	EU 175	76.03	EBU 175	104.71
20 - 3/4	EU 200	83.62	EBU 200	112.04

## Schluter®-JOLLY

**Schluter®-JOLLY** is designed to provide edge-protection and act as a decorative edging for tile coverings. The integrated joint spacer creates a channel for grouting the tile. JOLLY in color-coated aluminum, as listed on this page, is suitable for use in exterior applications and matches the color-coated aluminum BARA profiles.



### \*Color Codes



\* To complete the item number, add the **color** code (e.g., A 80 **HB**).

### Schluter®-JOLLY

Length = 2.5 m - 8' 2-1/2"	Color-coated aluminum (AC)	
<b>H =</b> mm - in.	<b>Item No.</b>	<b>\$ /</b> <b>Length</b>
8 - 5/16	A 80 + <b>color*</b>	<b>16.22</b>
10 - 3/8	A 100 + <b>color*</b>	<b>17.22</b>
12.5 - 1/2	A 125 + <b>color*</b>	<b>18.31</b>

**Note:** The anchoring leg of **Schluter®-JOLLY** is available with a special radius perforation so that the profile can be used to form curves.

- Price surcharge: \$0.60 per foot
- Color-coated aluminum requires a relatively large bending radius
- Item No.: R / Profile No. (e.g., R/A 80 HB)
- For delivery time, please call Customer Service



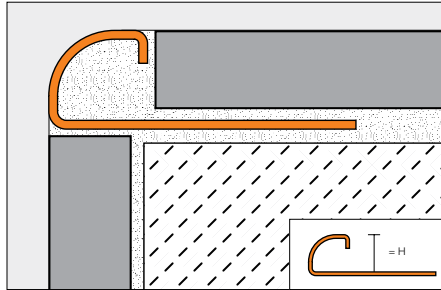




### Schluter®-RONDEC

**Schluter®-RONDEC** is a finishing and edge-protection profile for tiled edges and outside corners of tiled surfaces. The reveal of the profile forms a symmetrically rounded corner along the surface edge. RONDEC in stainless steel, as listed on this page, is suitable for use in exterior applications.

Sizes 60, 80, 100, and 125 are also available in stainless steel 316L (1.4404 = V4A). Contact customer service for price and availability.



#### 90° Outside corner (EV/)



#### 90° Inside corner (IV/)



#### Connector Stainless Steel (V/)



#### End cap



Schluter®-RONDEC				
Length = 2.5 m - 8' 2-1/2"	Stainless steel 304 (1.4301 = V2A) (E)			
H = mm - in.	Profile	\$/ Length	Outside corner, 90°	\$/ Unit
4.5 - 3/16	RO 45 E	49.28	EV/RO 45 E	34.39
6 - 1/4	RO 60 E	50.26	EV/RO 60 E	35.26
7 - 9/32	RO 70 E	52.28	EV/RO 70 E	35.26
8 - 5/16	RO 80 E	54.32	EV/RO 80 E	35.26
9 - 11/32	RO 90 E	56.33	EV/RO 90 E	37.98
10 - 3/8	RO 100 E	58.34	EV/RO 100 E	40.68
11 - 7/16	RO 110 E	59.24	EV/RO 110 E	40.68
12.5 - 1/2	RO 125 E	60.13	EV/RO 125 E	40.68
15 - 9/16	RO 150 E	66.16	EV/RO 150 E	41.97

Length = 2.5 m - 8' 2-1/2"	Brushed stainless steel 304 (1.4301 = V2A) (EB)			
H = mm - in.	Profile	\$/ Length	Outside corner, 90°	\$/ Unit
6 - 1/4	RO 60 EB	75.30	EV/RO 60 EB	38.54
7 - 9/32	RO 70 EB	76.80	EV/RO 70 EB	38.54
8 - 5/16	RO 80 EB	78.69	EV/RO 80 EB	38.54
9 - 11/32	RO 90 EB	80.26	EV/RO 90 EB	38.54
10 - 3/8	RO 100 EB	82.19	EV/RO 100 EB	41.94
11 - 7/16	RO 110 EB	83.84	EV/RO 110 EB	41.94
12.5 - 1/2	RO 125 EB	85.77	EV/RO 125 EB	41.94
15 - 9/16	RO 150 EB	94.37	EV/RO 150 EB	44.21

Stainless steel 304 (1.4301 = V2A) (E)		
H = mm - in.	Connector	\$/ Unit
6 - 1/4	V/RO 60 E	5.07
8 - 5/16	V/RO 80 E	5.07
10 - 3/8	V/RO 100 E	5.07
11 - 7/16	V/RO 110 E	5.07
12.5 - 1/2	V/RO 125 E	5.07

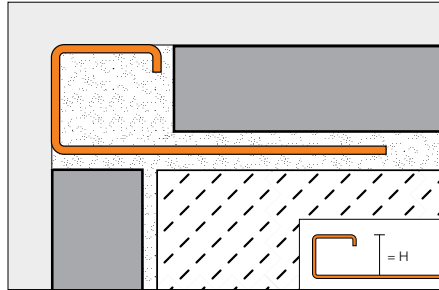
Brushed stainless steel 304 (1.4301 = V2A) (EB)		
H = mm - in.	End cap	\$/ Unit
8 - 5/16	EK/RO 80 EB	4.11
10 - 3/8	EK/RO 100 EB	4.11
12.5 - 1/2	EK/RO 125 EB	4.11



## Schluter®-QUADEC

**Schluter®-QUADEC** is a finishing and edge-protection profile for tiled edges and outside corners of tiled surfaces. The reveal of the profile forms a square outer corner along the surface edge. QUADEC can also be used as an accent within tile fields on both floors and walls, and allows for modern decorative design and interesting contrasts. QUADEC, in stainless steel, can also be used as a stair nosing or floor transition profile, and is suitable for use in exterior applications.

**Note:** QUADEC is also available in stainless steel 316L (1.4404 = V4A). Contact Customer Service for pricing and availability.



Inside/outside corner/end cap (EV/)



Schluter®-QUADEC						
Length = 2.5 m - 8' 2-1/2"	Stainless steel 304 (1.4301 = V2A) (E)					
H = mm - in.	Profile	\$ / Length	Inside/outside corner	\$ / Unit	Connector	\$ / Unit
4.5 - 3/16	Q 45 E	43.82	EV/Q 45 E	32.52	-	-
6 - 1/4	Q 60 E	52.78	EV/Q 60 E	37.02	V/RO 60 E	5.07
7 - 9/32	Q 70 E	54.60	EV/Q 70 E	37.02	-	-
8 - 5/16	Q 80 E	57.04	EV/Q 80 E	37.02	V/RO 80 E	5.07
9 - 11/32	Q 90 E	59.31	EV/Q 90 E	37.02	-	-
10 - 3/8	Q 100 E	61.26	EV/Q 100 E	42.71	V/RO 100 E	5.07
11 - 7/16	Q 110 E	62.49	EV/Q 110 E	42.71	V/RO 110 E	5.07
12.5 - 1/2	Q 125 E	63.15	EV/Q 125 E	42.71	V/RO 125 E	5.07
14 - 17/32	Q 140 E	64.41	EV/Q 140 E	43.56	-	-
15 - 9/16	Q 150 E	65.70	EV/Q 150 E	44.10	-	-

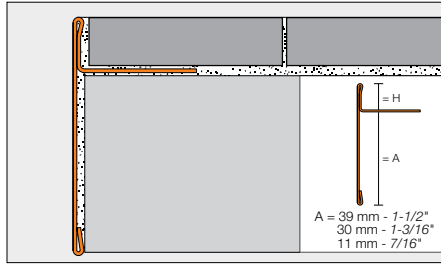
  

Length = 2.5 m - 8' 2-1/2"	Brushed stainless steel 304 (1.4301 = V2A) (EB)					
H = mm - in.	Profile	\$ / Length	Inside/outside corner	\$ / Unit	Connector	\$ / Unit
6 - 1/4	Q 60 EB	79.07	EV/Q 60 EB	40.47	V/RO 60 E	5.07
7 - 9/32	Q 70 EB	80.33	EV/Q 70 EB	40.47	-	-
8 - 5/16	Q 80 EB	82.62	EV/Q 80 EB	40.47	V/RO 80 E	5.07
9 - 11/32	Q 90 EB	84.27	EV/Q 90 EB	40.47	-	-
10 - 3/8	Q 100 EB	86.30	EV/Q 100 EB	44.04	V/RO 100 E	5.07
11 - 7/16	Q 110 EB	88.20	EV/Q 110 EB	44.04	V/RO 110 E	5.07
12.5 - 1/2	Q 125 EB	90.07	EV/Q 125 EB	44.04	V/RO 125 E	5.07
14 - 17/32	Q 140 EB	91.88	EV/Q 140 EB	44.92	-	-
15 - 9/16	Q 150 EB	93.71	EV/Q 150 EB	46.20	-	-



### Schluter®-SCHIENE-STEP

**Schluter®-SCHIENE-STEP** is a finishing and edging profile for ceramic tile and natural stone installations on countertops, stairs, and tile over tile applications on walls. The top of the profile features a vertical wall section that finishes and protects the tile from damage, while the vertical leg covers the edge of the sub-assembly, top of the riser, or existing wall tile edge.



SCHIENE-STEP is available in three vertical leg lengths: 1-1/2" (39 mm), 1-3/16" (30 mm), and 7/16" (11 mm).

Schluter®-SCHIENE-STEP							
Length = 2.5 m - 8' 2-1/2"		Brushed Stainless Steel 304 (1.4301 = V2A) (EB)					
H = mm - in.	Profile	\$/ Length	Inside corner, 90°	Inside corner, 135°	Outside corner, 90° and End Cap	Outside corner, 135°	\$/ Unit
<b>A: 39 mm - 1-1/2"</b>							
6 - 1/4	SS 60 EB 39	<b>130.74</b>	I90 / SS 60 EB 39	I135 / SS 60 EB 39	E90 / SS 60 EB 39	E135 / SS 60 EB 39	<b>17.54</b>
9 - 11/32	SS 90 EB 39	<b>136.16</b>	I90 / SS 90 EB 39	I135 / SS 90 EB 39	E90 / SS 90 EB 39	E135 / SS 90 EB 39	<b>17.54</b>
11 - 7/16	SS 110 EB 39	<b>137.78</b>	I90 / SS 110 EB 39	I135 / SS 110 EB 39	E90 / SS 110 EB 39	E135 / SS 110 EB 39	<b>17.54</b>
12.5 - 1/2	SS 125 EB 39	<b>140.79</b>	I90 / SS 125 EB 39	I135 / SS 125 EB 39	E90 / SS 125 EB 39	E135 / SS 125 EB 39	<b>17.54</b>
<b>A: 30 mm - 1-3/16"</b>							
9 - 11/32	SS 90 EB 30	<b>101.86</b>	-	-	E90 / SS 90 EB 30	-	<b>17.54</b>
11 - 7/16	SS 110 EB 30	<b>103.11</b>	-	-	E90 / SS 110 EB 30	-	<b>17.54</b>
12.5 - 1/2	SS 125 EB 30	<b>104.35</b>	-	-	E90 / SS 125 EB 30	-	<b>17.54</b>
<b>A: 11 mm - 7/16"</b>							
6 - 1/4	SS 60 EB 11	<b>99.96</b>					
12.5 - 1/2	SS 125 EB 11	<b>101.16</b>					

Brushed Stainless Steel 304 (1.4301 = V2A) (EB)		
H = mm - in.	Connector	\$/ Unit
<b>A: 39 mm - 1-1/2"</b>		
6 - 1/4	V / SS 60 EB 39	<b>14.90</b>
9 - 11/32	V / SS 90 EB 39	<b>14.90</b>
11 - 7/16	V / SS 110 EB 39	<b>14.90</b>
12.5 - 1/2	V / SS 125 EB 39	<b>14.90</b>
<b>A: 30 mm - 1-3/16"</b>		
9 - 11/32	V / SS 90 EB 30	<b>14.90</b>
11 - 7/16	V / SS 110 EB 30	<b>14.90</b>
12.5 - 1/2	V / SS 125 EB 30	<b>14.90</b>
<b>A: 11 mm - 7/16"</b>		
6 - 1/4	V / SS 60 EB 11	<b>14.90</b>
12.5 - 1/2	V / SS 125 EB 11	<b>14.90</b>

**Note:** The anchoring leg of **Schluter®-SCHIENE-STEP** is available with a special radius perforation so that the profile can be used to form curves.

- Price surcharge: \$0.60 per foot
- Item No.: R / Profile No. (e.g., R/SS 60 EB 11)
- For delivery time, please call Customer Service

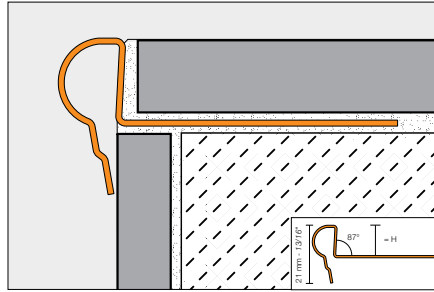






### Schluter®-TREP-FL

**Schluter®-TREP-FL** is a decorative stair-nosing profile with a protruding rounded edge that can be integrated into stairs covered with tile or stone. The profile protects the front edge of stairs and adds a high degree of safety by improving the visibility of the stair edges. TREP-FL is suitable for interior and exterior residential applications, e.g., stairs not exposed to heavy traffic.



End cap (E/)

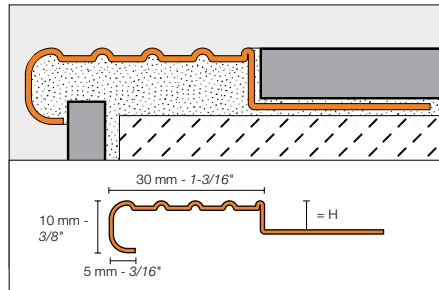


Schluter®-TREP-FL		
Stainless steel 304 (1.4301 = V2A) (E)		
H = mm - in.	Item No.	\$ / Length
L = 2.5 m - 8' 2-1/2"		
9 - 11/32	FL 90 E	57.40
11 - 7/16	FL 110 E	59.90
12.5 - 1/2	FL 125 E	62.57
L = 1.50 m - 4' 11"		
9 - 11/32	FL 90 E/150	34.44
11 - 7/16	FL 110 E/150	35.94
12.5 - 1/2	FL 125 E/150	37.55
End cap		\$ / Unit
E/FLEB		4.10

Schluter®-TREP-FL		
Brushed stainless steel 304 (1.4301 = V2A) (EB)		
H = mm - in.	Item No.	\$ / Length
L = 2.5 m - 8' 2-1/2"		
9 - 11/32	FL 90 EB	68.88
11 - 7/16	FL 110 EB	71.88
12.5 - 1/2	FL 125 EB	75.09
L = 1.50 m - 4' 11"		
9 - 11/32	FL 90 EB/150	41.33
11 - 7/16	FL 110 EB/150	43.13
12.5 - 1/2	FL 125 EB/150	45.06
End cap		\$ / Unit
E/FLEB		4.10

### Schluter®-TREP-E

**Schluter®-TREP-E** is designed to protect tiled stair edges and provide an easily visible, slip-resistant wear surface for durable, safe, and visually appealing stair-nosing design. The profile is made of stainless steel with an integrated non-slip tread, making it suitable for interior and exterior use in areas subjected to heavy foot-traffic, such as offices or public buildings. TREP-E features a trapezoid-perforated anchoring leg that is secured in the bond coat beneath the tile.



**Note:** Sizes 80, 110, and 160 are also available in stainless steel 316L (1.4404 = V4A). Contact Customer Service for pricing and availability.



A version without the anchoring leg for retrofit applications is also available. Please refer to TREP-EK on page 25.

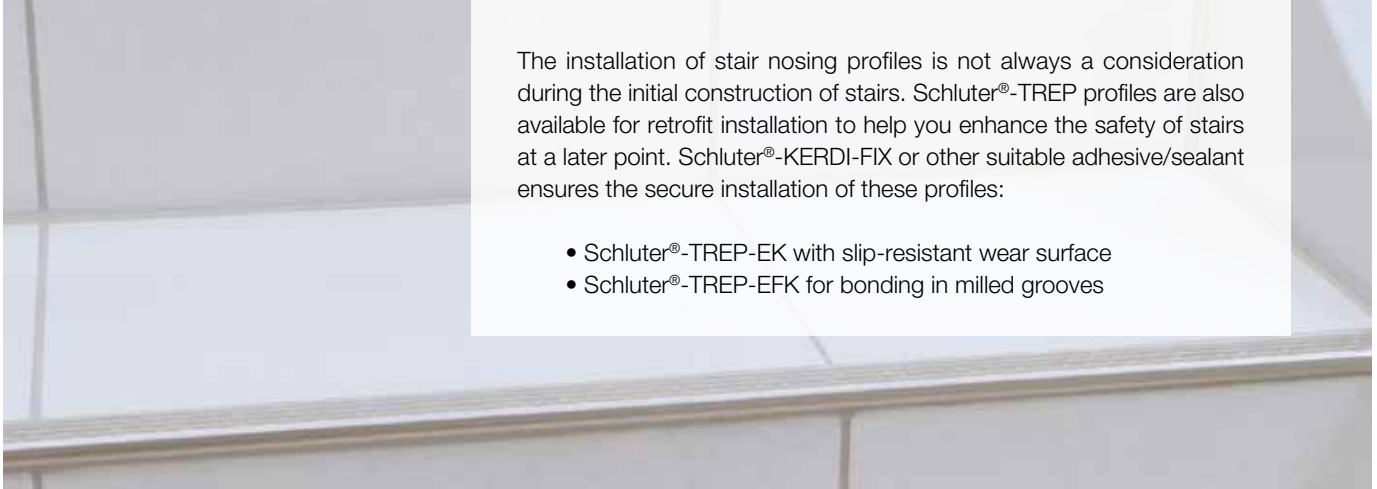
Schluter®-TREP-E		
Stainless steel 304 (1.4301 = V2A) (E)		
H = mm - in.	Item No.	\$ / Length
L = 2.5 m - 8' 2-1/2"		
2 - 3/32	TE 20	47.87
5 - 3/16	TE 50	49.50
8 - 5/16	TE 80	51.04
11 - 7/16	TE 110	52.48
16 - 5/8	TE 160	55.07
25 - 1	TE 250	59.79
L = 1.50 m - 4' 11"		
2 - 3/32	TE 20/150	29.90
5 - 3/16	TE 50/150	30.94
8 - 5/16	TE 80/150	31.89
11 - 7/16	TE 110/150	32.80
16 - 5/8	TE 160/150	34.42
25 - 1	TE 250/150	37.37
End cap		\$ / Unit
E/TE		2.81

End cap (E/)





# Safety can be retrofitted



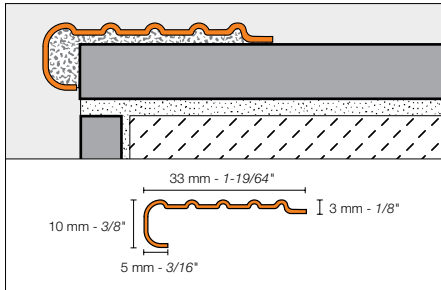
The installation of stair nosing profiles is not always a consideration during the initial construction of stairs. Schluter®-TREP profiles are also available for retrofit installation to help you enhance the safety of stairs at a later point. Schluter®-KERDI-FIX or other suitable adhesive/sealant ensures the secure installation of these profiles:

- Schluter®-TREP-EK with slip-resistant wear surface
- Schluter®-TREP-EFK for bonding in milled grooves

## Schluter®-TREP-EK

**Schluter®-TREP-EK** is designed to protect tiled stair edges and provide an easily visible, slip-resistant wear surface for durable, safe, and visually appealing stair-nosing design. The profile is made of stainless steel with an integrated non-slip tread, making it suitable for interior and exterior use in areas subjected to heavy foot-traffic, such as offices or public buildings.

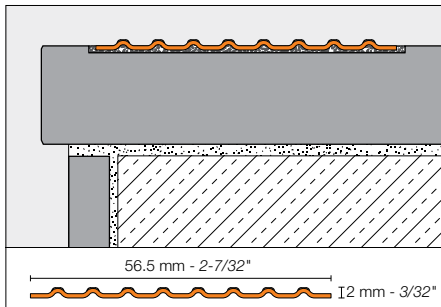
TREP-EK is subsequently bonded to existing installations. As such, TREP-EK can be installed as a repair so that existing, damaged stair treads do not have to be replaced.



<b>Schluter®-TREP-EK</b>	
Stainless steel 304 (1.4301 = V2A) (E)	
Item No.	\$ / Length
L = 2.5 m - 8' 2-1/2"	
TEK	40.46
L = 1.50 m - 4' 11"	
TEK/150	24.28

## Schluter®-TREP-EFK

**Schluter®-TREP-EFK** is a retrofit stainless steel stair profile which is bonded to existing steps. The stair profile features an easily visible, slip-resistant wear surface for durable and safe stairs. The profile is suitable for interior and exterior use in areas subjected to heavy foot traffic, such as offices or public buildings.

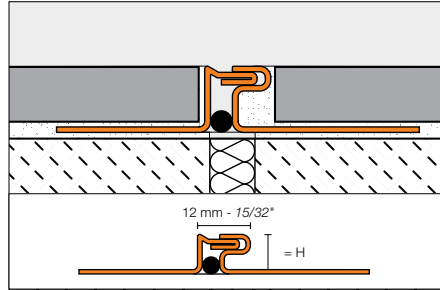


<b>Schluter®-TREP-EFK</b>	
Stainless steel 316L (1.4404 = V4A) (E)	
Item No.	\$ / Length
L = 2.5 m - 8' 2-1/2"	
TEF56K/V4A	68.25



### Schluter®-DILEX-EDP

**Schluter®-DILEX-EDP** is a stainless steel surface joint profile that protects tile edges and separates individual fields in the tile covering. The profile accommodates horizontal movement via the 15/32" (12 mm)-wide stainless steel tongue-and-groove connection, which also forms the visible surface. DILEX-EDP is particularly suited for tile surfaces subject to heavy use, including areas exposed to continuous vehicular traffic in interior and exterior applications.



Schluter®-DILEX-EDP		
Length = 2.5 m - 8' 2-1/2"	Stainless steel 304 (1.4301 = V2A) (E)	
H = mm - in.	Item No.	\$ / Length
8 - 5/16	EDP 80	106.52
9 - 11/32	EDP 90	108.12
10 - 3/8	EDP 100	109.21
11 - 7/16	EDP 110	110.22
12.5 - 1/2	EDP 125	112.11
14 - 17/32	EDP 140	113.70
16 - 5/8	EDP 160	116.30
18.5 - 23/32	EDP 185	119.08
21 - 13/16	EDP 210	121.78
25 - 1	EDP 250	126.78
30 - 1-3/16	EDP 300	132.55

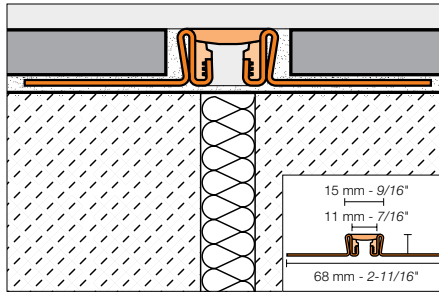




### Schluter®-DILEX-KSN

**Schluter®-DILEX-KSN** is a surface joint profile with stainless steel anchoring legs that protect tile edges and a 7/16" (11 mm)-wide, soft thermoplastic rubber movement zone that separates individual fields in the tile covering and forms the visible surface. The movement zone is available in different colors to match the grout and can be replaced if damaged. DILEX-KSN in stainless steel offers secure edge protection for surfaces exposed to heavy-duty commercial traffic in interior and exterior applications.

**Note:** DILEX-KSN is also available in stainless steel 316L (1.4404 = V4A). Contact Customer Service for price and availability.



**\*Color Codes**

	<b>SP</b> Sand pebble		<b>HB</b> Light beige		<b>PG</b> Classic grey		<b>G</b> Grey
	<b>GS</b> Black						

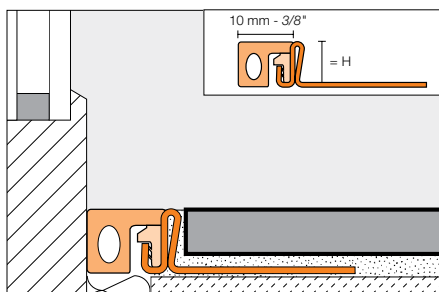
\* To complete the item number, add the color code (e.g., EKS**N** 125 **G**).

Schluter®-DILEX-KSN			
Length = 2.5 m - 8' 2-1/2"	Stainless steel 304 (1.4301 = V2A) (E)		
H = mm - in.	Item No.		\$ / Length
8 - 5/16	EKS <b>N</b> 80 + color*		97.56
10 - 3/8	EKS <b>N</b> 100 + color*		116.60
11 - 7/16	EKS <b>N</b> 110 + color*		117.77
12.5 - 1/2	EKS <b>N</b> 125 + color*		120.09
14 - 17/32	EKS <b>N</b> 140 + color*		122.18
16 - 5/8	EKS <b>N</b> 160 + color*		125.67
18.5 - 23/32	EKS <b>N</b> 185 + color*		128.46
21 - 13/16	EKS <b>N</b> 210 + color*		131.95
25 - 1	EKS <b>N</b> 250 + color*		138.24
30 - 1-3/16	EKS <b>N</b> 300 + color*		144.52
<b>Rubber insert replacement</b>		KSE/ + color*	15.67

### Schluter®-DILEX-KSA

**Schluter®-DILEX-KSA** is a perimeter joint profile with a stainless steel anchoring leg and a 3/8" (10 mm)-wide, soft thermoplastic rubber movement zone that isolates the tile covering from fixed building elements (e.g., window and door frames). The movement zone is available in different colors to match the grout and can be replaced if damaged. The profile also features a self-adhesive strip that allows it to bond to the fixed building elements. The DILEX-KSA with stainless steel anchoring leg, as listed on this page, is suitable for use in exterior applications.

**Note:** DILEX-KSA is also available in stainless steel 316L (1.4404 = V4A). Contact Customer Service for price and availability.



**\*Color Codes**

	<b>HB</b> Light beige		<b>PG</b> Classic grey		<b>G</b> Grey		<b>GS</b> Black
--	--------------------------	--	---------------------------	--	------------------	--	--------------------

\* To complete the item number, add the color code (e.g., EKSA 80 **G**).

Schluter®-DILEX-KSA			
Length = 2.5 m - 8' 2-1/2"	Stainless steel 304 (1.4301 = V2A) (E)		
H = mm - in.	Item No.		\$ / Length
8 - 5/16	EKSA 80 + color*		59.69
10 - 3/8	EKSA 100 + color*		72.75
11 - 7/16	EKSA 110 + color*		73.48
12.5 - 1/2	EKSA 125 + color*		74.95
14 - 17/32	EKSA 140 + color*		76.24
16 - 5/8	EKSA 160 + color*		78.42
18.5 - 23/32	EKSA 185 + color*		80.17
21 - 13/16	EKSA 210 + color*		82.34
25 - 1	EKSA 250 + color*		86.27
30 - 1-3/16	EKSA 300 + color*		90.20
<b>Rubber insert replacement</b>		KSAE/+ color*	15.36



## SETTING MATERIALS





### Schluter®-SET

**Schluter®-SET** is a premium unmodified thin-set mortar specifically formulated for use with Schluter® membranes and boards. It is sag-resistant, smooth and creamy, and easy to handle and spread. Schluter®-SET is suitable for use with ceramic, porcelain, and stone tile, including large and heavy tile, in conjunction with Schluter®-Systems' membranes (e.g., DITRA-DRAIN), the Schluter®-Shower System, and Schluter®-KERDI-BOARD.



Schluter®-SET meets the requirements of ANSI A118.1T, and is available in both grey and white.

<b>Schluter®-SET</b>			
Premium unmodified mortar			
Item No.	Color	Weight	\$
SET50G	Grey	50 lbs - 22.7 kg	Please contact your local Schluter supplier for pricing.
SET50W	White	50 lbs - 22.7 kg	

### Schluter®-ALL-SET

**Schluter®-ALL-SET** is a specialized modified thin-set mortar specifically formulated for use with Schluter® membranes and boards. It is engineered for use both under and over all DITRA and KERDI products. It is sag-resistant, smooth and creamy, and easy to handle and spread. ALL-SET is suitable for use with ceramic, porcelain, and stone tile, including large and heavy tile, in conjunction with Schluter®-Systems' membranes (e.g., DITRA-DRAIN), the Schluter®-Shower System, and Schluter®-KERDI-BOARD.



ALL-SET meets the requirements of ANSI A118.4T, A118.11, and A118.15T, and is available in both grey and white.

<b>Schluter®-ALL-SET</b>			
Specialized modified mortar			
Item No.	Color	Weight	\$
SETA50G	Grey	50 lbs - 22.7 kg	Please contact your local Schluter supplier for pricing.
SETA50W	White	50 lbs - 22.7 kg	

### Schluter®-FAST-SET

**Schluter®-FAST-SET** is a specialized rapid-setting modified thin-set mortar specifically formulated for use with Schluter® membranes and boards. It is engineered for use both under and over all DITRA and KERDI products. FAST-SET is ready to grout in 4 hours for fast-track projects. It is sag-resistant, smooth and creamy, and easy to handle and spread. FAST-SET is suitable for use with ceramic, porcelain, and stone tile, including large and heavy tile, in conjunction with Schluter®-Systems' membranes (e.g., DITRA-DRAIN), the Schluter®-Shower System, and Schluter®-KERDI-BOARD.



FAST-SET meets the requirements of ANSI A118.4TF, A118.11, and A118.15TF, and is available in both grey and white.

<b>Schluter®-FAST-SET</b>			
Specialized rapid-setting mortar			
Item No.	Color	Weight	\$
SETF50G	Grey	50 lbs - 22.7 kg	Please contact your local Schluter supplier for pricing.
SETF50W	White	50 lbs - 22.7 kg	

**i**

Quantity per pallet is 56 bags. Minimum order is 4 pallets.  
 Special freight conditions apply, please see Conditions of Sale on pages 32-33 for details.  
 Bundle offers for thin-set pallets with other products (i.e. DITRA and KERDI) are available, and are eligible for free shipping.  
 Please consult a Schluter Sales Representative for more details.



### Schluter®-PROCUT-TSM

**Schluter®-PROCUT-TSM** is a cutting wheel with a diameter of 115 mm (4-1/2") for conventional angle grinders. It produces especially clean cuts of stainless steel, aluminum, and brass.



Schluter®-PROCUT-TSM	
Item No.	\$ / Unit
TSM 115/1	13.35

### Schluter®-TROWEL

The **DITRA-HEAT/-DITRA-XL-TROWEL** features a 1/4" x 1/4" (6 mm x 6 mm) square-notched design to effectively install DITRA-DRAIN.



Schluter®-TROWEL			
Item No.	Notch Size	Units / Pkg	\$ / Pkg
<b>DITRA-HEAT/-DITRA-XL</b>			
TRL-DHXL	1/4" x 1/4" (6 mm x 6 mm)	1 unit	27.30
TRL-DHXL6	1/4" x 1/4" (6 mm x 6 mm)	6 units	163.80

### Schluter®-DITRA Roller

**DITRA roller** is used to embed DITRA membranes, including DITRA-DRAIN, in the bond coat during membrane installation. The lightweight DITRA-ROLLER features a 14-1/2" (37 cm) wide roller and a shelf for placing 50 to 75 lbs of weight (e.g., bag of thin-set mortar or grout, box of tiles, etc.). Between uses, it can be conveniently disassembled for transport and storage.



Schluter®-DITRA Roller	
Item No.	\$ / Unit
DIRO	225.00



## Schluter®-Systems Tools 2-Year Limited Warranty

**COVERAGE AND CONDITIONS:** Subject to the conditions and limitations as stated hereinafter, Schluter®-Systems\* warrants that Schluter®-Systems Tools (the "Products")\*\* will be free from manufacturing defects in materials and workmanship for a period of two (2) years from the date of purchase only when the Products have been used for their intended purpose in accordance with the Schluter®-Systems Illustrated Price List. Abnormal use, including but not limited to, misuse, accident, modification, unreasonable use, abuse, neglect, lack of maintenance, or use after the product is significantly worn, is not covered by this warranty. Consumable Products or consumable parts of Products are warranted, at the time of sale, only against defects in workmanship or materials that prevent their use. Consumable products or parts are goods reasonably expected to be used up or damaged during normal use, including but not limited to trowels, cutting blades, and cutting wheels. This warranty does not cover normal wear and tear or defects revealed by normal wear and tear.

**RESOLUTION:** If the Products fail to meet this warranty, then then the owner's exclusive remedy and the sole obligation of Schluter®-Systems, at its election, shall be to a) repair or replace the failed Products or b) pay an amount not to exceed the original cost of the Products verified to be defective.

**DISCLAIMER:** THERE ARE NO WARRANTIES BEYOND THIS EXPRESSED WARRANTY AS STATED ABOVE. ALL OTHER WARRANTIES, REPRESENTATIONS OR CONDITIONS, EXPRESSED OR IMPLIED, ARE DISCLAIMED AND EXCLUDED, INCLUDING WARRANTIES, REPRESENTATIONS OR CONDITIONS OF **MERCHANTABILITY** OR FITNESS FOR A PARTICULAR PURPOSE ARISING BY STATUTE OR OTHERWISE BY LAW OR FROM A COURSE OF DEALING OR USAGE OF TRADE. SCHLUTER®-SYSTEMS EXCLUDES AND IN NO EVENT SHALL HAVE ANY LIABILITY FOR LOST PROFITS OR ANY OTHER INDIRECT, SPECIAL, INCIDENTAL, PUNITIVE, EXEMPLARY, OR CONSEQUENTIAL DAMAGES, ARISING OUT OF OR OTHERWISE CONNECTED TO FAILURE OF THE PRODUCTS, NOR MISUSE OF THE PRODUCTS, REGARDLESS OF ANY STRICT LIABILITY, ACTIVE OR PASSIVE NEGLIGENCE OF SCHLUTER®-SYSTEMS, AND REGARDLESS OF THE LEGAL THEORY (CONTRACT OR TORT OR EXTRA-CONTRACTUAL OR OTHER), NOR FROM ACTS OF WAR, TERRORISM, FIRES, EXPLOSIONS, ACTS OF GOD, INTENTIONAL ACTS OF DESTRUCTION OR ANY LOSSES DUE TO CAUSES UNRELATED TO THE PRODUCT OR DELAYS, OR ANY OTHER INCIDENTAL OR CONSEQUENTIAL DAMAGES. THIS WARRANTY IS GIVEN IN LIEU OF ANY OTHER WARRANTY EXPRESSED OR IMPLIED. THE REMEDIES CONTAINED HEREIN ARE THE ONLY REMEDIES AVAILABLE FOR BREACH OF THIS WARRANTY. THIS LIMITED WARRANTY GIVES YOU SPECIFIC LEGAL RIGHTS, SOME STATES AND PROVINCES DO NOT ALLOW DISCLAIMERS OR OTHER RESTRICTIONS OF IMPLIED WARRANTIES SO SOME OF THE ABOVE LIMITATIONS MAY NOT APPLY TO YOU.

**TRANSFERRABILITY:** This Limited Warranty extends ONLY to the original intended owner (defined as original purchaser of the tool – herein after referred to as "Owner") and is not transferable or assignable, unless otherwise prohibited by specific state or provincial law.

**MODIFICATIONS TO WARRANTY:** No changes or modification of any terms or conditions of this warranty are allowed unless authorized by written agreement and signed by the Technical Director or an Officer of Schluter®-Systems.

**EFFECTIVE DATE:** This warranty shall supersede and replace any and all prior oral or written warranties, agreements, or other such representations made by or on behalf of Schluter®-Systems relative to the Products or the use of the Products and shall apply to any purchase occurring on or after January 1, 2013.

**CLAIMS ON THIS LIMITED WARRANTY:** To make a claim under this Limited Warranty, the owner must provide Schluter®-Systems with written notice within 30 days of any alleged defect in the Products covered by this Limited Warranty, together with date and proof of purchase of the Products, failing which this Limited Warranty shall be of no legal effect. Schluter®-Systems reserves the right at its election and as a condition of this Limited Warranty to inspect the alleged failed and defective condition.

All U.S. Claims shall be sent to:

Schluter Systems L.P.  
Attn: Warranty Claims Dept.  
194 Pleasant Ridge Road  
Plattsburgh, NY 12901-5841

All Canadian Claims shall be sent to:

Schluter Systems (Canada), Inc.  
Attn: Warranty Claims Dept.  
21100 ch. Ste-Marie  
Ste-Anne-de-Bellevue, QC H9X 3Y8

\*For the purpose of this warranty Schluter Systems, L.P. shall provide the warranty for all products for end users located in the United States, and Schluter Systems (Canada) Inc. shall provide the warranty for all products for end users located in Canada. This warranty is limited to sales of the products made in and intended for use in the United States and Canada.

\*\*Schluter®-Systems Tools (the "Products"): The products are defined to include all Schluter®-Systems tools referred to in the Schluter®-Systems Illustrated Price List.

# CONDITIONS OF SALE

## 1. Terms and Conditions

These terms and conditions of sale (hereinafter referred to as the "Terms") govern the sale of Products from Schluter Systems (Canada) Inc. ("Schluter") to Customer where such products are to be used within Canada. "Products" is defined to mean the products identified on the order confirmation or invoice, whichever is issued later by Schluter to Customer; and "Customer" is defined to mean the purchasing entity identified on such documents. The Terms herein, the terms and conditions contained on any order confirmation and/or invoice, and the terms and conditions contained in any applicable Credit Application, and/or supply agreement between Schluter and Customer, if any, represent the final and complete agreement of Schluter and Customer as to the sale and purchase of Products (the "Agreement"). In the event of any conflicting terms or conditions in the Agreement, the supply agreement, if any, shall be deemed to control; in the absence of a supply agreement, the order confirmation shall be deemed to control. Any and all different or additional terms than those contained in the Agreement are rejected unless expressly accepted in writing by an authorized representative of Schluter.

## 2. Price and Payment

Payment terms are net thirty (30) days from invoice date. No payments shall be subject to any setoffs, deductions or claims. For any amounts not paid by Customer as of the due date, Customer shall be liable to pay interest on the amount due at a rate of 1.5% per month from due date until date of payment in addition to the principal amount. Regardless of any statement appearing on a check or otherwise, Schluter's acceptance of a payment in an amount less than that due shall in no way be an accord and satisfaction or prejudice Schluter's rights and remedies to collect the full amount due. Prices do not include sales taxes or other charges levied by any governmental authority upon the sale, use or transportation of the Products, all of which shall be paid by Customer, including, without limitation, applicable customs duties and tariffs. Prices quoted in the Price List Catalog are subject to change without prior notice.

For the most current version of the Price List, please visit [www.schluter.ca](http://www.schluter.ca).

## 3. Shipping/Title/Risk of Loss

Unless otherwise expressly set forth in writing by Schluter, all Products will be delivered Ex Works (as defined in Incoterms 2017 revision). Dates of shipments are estimated and not guaranteed. Title and risk of loss to Products shall transfer to Customer upon delivery in accordance with the applicable delivery terms. Any handling of the Products after transfer of risk of loss shall be at Customer's sole risk.

## 4. Freight and Shipping Charges

Prices quoted in the Price List Catalog include ground freight charges within Canada, save and except for purchase orders under \$5,000.00 gross, to which a \$50 additional charge shall be added thereto. Schluter offers air express shipping to Canada; please see table below for options and pricing. Please allow 1 to 3 business days for delivery on air express shipping.

Air Express Handling Freight Charges			
Gross order value at retail	up to \$500	\$500 to \$1500	\$1500 to \$3000
Charge	\$ 100	\$ 175	\$ 250

Express orders greater than \$3,000 gross at retail are charged actual freight.

Certain items with oversized shipping dimensions are not eligible for express shipping. Additionally, certain items (such as 10' profiles) are not eligible for parcel shipping and are subject to a \$200 charge unless combined with an order exceeding a \$5,000 retail value.

Freight charges including air express handling charges are subject to change without prior notice. Please note that we are unable to accommodate third party transport billing.

Accessories include corners and caps for profiles and Rema kits up to \$250 value at retail:

- \$25 is added for regular ground handling
- \$70 is added for next-day express handling

KERDI-BOARD panels:

- 1 to 5 full pallets: \$150/pallet
- 6+ full pallets: free shipping

THIN-SET pallets: minimum order equals 4 full pallets (1 pallet equals 56 bags per item number)

- 4 to 14 full pallets: \$500 freight charge per order
- 15 pallets: free shipping

Bundle offers for thin-set pallets with other products (i.e. DITRA and KERDI) are available and are eligible for free shipping. Please consult with a Schluter Sales Representative for more details.

3rd party shipping (drop shipping):

- Orders to a third party will incur a 10% handling fee.
- THIN-SET only orders to a third party will incur a \$200 handling fee.

## 5. Product Inspection; Non-conformity

Customer must inspect the Products upon delivery and notify Schluter in writing of any physical damage to the Products or nonconformity with the purchase order or invoice. FAILURE TO INSPECT AND DELIVER WRITTEN NOTICE OF SUCH DAMAGE OR NONCONFORMITY WITHIN SUCH FORTY EIGHT (48) HOUR PERIOD SHALL CONSTITUTE IRREVOCABLE ACCEPTANCE OF THE DELIVERED PRODUCTS AND A WAIVER OF ANY DAMAGE OR NONCONFORMITY THAT WAS OR SHOULD HAVE BEEN DETECTED. Any use of the Products or any portion thereof shall constitute irrevocable acceptance of such Products. As Customer's sole remedy for any damaged or nonconforming Products of which Customer has delivered to Schluter timely notice of damaged or nonconforming Products, Schluter, at Schluter's sole election, shall either: (a) replace the damaged or nonconforming Products, or (b) refund the price paid by Customer to Schluter for such damaged or nonconforming Products. In no event shall Schluter be liable for costs of procurement or substitute Products by Customer, or for injury or damage to business, or loss of profits, nor shall Schluter be liable for any incidental, special, indirect, or consequential damages. Any Product images are for illustrative purposes only; any differences between Product images and actual Product received shall not constitute nonconforming Product.

## 6. Cancellations

If Customer fails to make payment in accordance, or otherwise comply, with all terms of the Agreement, Schluter may, at its option (and in addition to all other remedies), cancel any unshipped portion of Customer's order, without liability to Schluter, and Customer shall remain liable for all unpaid amounts. Subject only to Section 5 herein, orders, once accepted by Schluter, cannot be cancelled without Schluter's prior written consent, which may be granted or withheld in Schluter's sole and absolute discretion. In no event shall Schluter authorize the cancellation or deferment of shipment unless Schluter is indemnified against the loss resulting therefrom. Orders issued a tracking number are considered shipped; any cancellation or deferment will incur a 25% restocking fee.

## 7. Returns

Schluter shall not accept any returns unless it specifically authorizes such in writing, which may be granted or withheld in Schluter's sole and absolute discretion. Under no circumstances shall Schluter accept any returned



Products after thirty (30) days from such Products' invoice date. Any authorized returns must be in resellable condition subject to inspection by Schluter prior to acceptance of same. All authorized returns shall incur a handling charge of 25%.

**8. Special Orders**

Customer will defend, at its own expense, any suit which may be brought against Schluter by reason of the manufacture or sale of special or non-stock Products made to Customer's specifications, including any third party proceedings. In the case of cancellation of orders of special or non-stock Products, Customer's cancellation may be conditioned upon Customer's payment in full of the price of finished Products. Schluter shall not accept any returns of special or non-stock Products.

**9. Warranty and Damages Disclaimer**

**a. Warranty** The Products are covered by product-specific warranties, available at [www.schluter.ca](http://www.schluter.ca) or Schluter's Warranties Page. The warranty that applies is the applicable warranty in effect for the Products as of the date of the proforma invoice, or if no proforma invoice, as of the date of the order acknowledgement for the Products (the "Written Warranty").

**b. Disclaimer** THE WRITTEN WARRANTY IS THE ONLY WARRANTY APPLICABLE TO THE PRODUCTS AND EXCLUDES ALL OTHER WARRANTIES, INCLUDING, WITHOUT LIMITATION, ANY IMPLIED WARRANTY OF MERCHANTABILITY OR FITNESS FOR A PARTICULAR PURPOSE, AND ANY IMPLIED WARRANTIES OTHERWISE ARISING FROM A COURSE OF DEALING OR USAGE OF TRADE, EXCEPT WHERE PURCHASE OF THE PRODUCTS IS SUBJECT TO CONSUMER PRODUCT WARRANTY LAWS, IN WHICH INSTANCES ANY APPLICABLE IMPLIED WARRANTIES ARE LIMITED TO THE PERIOD OF THE APPLICABLE WRITTEN WARRANTY, OR SUCH SHORTER PERIOD AS PERMITTED OR REQUIRED UNDER APPLICABLE LAW. IN NO EVENT WILL SCHLUTER BE LIABLE FOR ANY INCIDENTAL, SPECIAL, INDIRECT, OR CONSEQUENTIAL DAMAGES, HOWEVER CAUSED, WHETHER FOR BREACH OF CONTRACT, BREACH OF WARRANTY, TERMINATION, NEGLIGENCE, OR OTHERWISE, EVEN IF SCHLUTER SHALL HAVE BEEN ADVISED OF THE POSSIBILITY OF SUCH DAMAGES. Recommendations, advice, representations, warranties, commitments or agreements that are inconsistent with the foregoing disclaimer shall not be binding on Schluter unless in a writing signed by an authorized representative of Schluter. Schluter's only obligation is to provide the Products in the quantities ordered by Customer (which order is accepted by Schluter) without regard to the Products' appropriateness to Customer's application. Customer represents and warrants that Customer is not a "consumer" as defined by any applicable usury or consumer protection laws.

**10. Delay/Force Majeure**

Delay in delivery or nondelivery by Schluter shall not be a breach or default by Schluter if performance is delayed or made impracticable or impossible by the occurrence of any one or more of the following: (a) fire, flood, or other casualty, (b) war, riot, embargo, governmental regulation or martial law, (c) inability to obtain necessary materials from usual sources of supply, (d) shortage of transportation or delays in transit, (e) strike or other labor issue, and (f) other conditions not reasonably within Schluter's control, whether or not of a kind mentioned herein.

**11. Choice of Law**

For sales made in Canada or its territories, the Agreement (including, without limitation, these Terms) shall be governed by the Province of Quebec, without regard for its choice of law provisions.

**12. Arbitration**

a. Any controversy, claim or dispute arising out of or in connection with the Agreement shall be settled by final and binding arbitration administered by the Canadian Arbitration Association in accordance with its Arbitration Rules in the judicial district of Montreal, province of Quebec and judgment on the award rendered by the arbitrator may be entered in any court having jurisdiction. The arbitration shall be heard by a single arbitrator appointed in accordance with the Arbitration Rules, and shall be conducted in English.

b. If a controversy or claim relates to or is the subject of a mechanic's or construction lien, Schluter may proceed in accordance with applicable law to preserve and enforce its lien rights. TO THE FULLEST EXTENT PERMITTED BY LAW, NOTWITHSTANDING ANY ARBITRATION RULE OR PROCEDURE, (A) NO CONTROVERSY OR CLAIM ARISING OUT OF OR RELATING TO THE AGREEMENT SHALL BE CONSOLIDATED OR JOINED WITH ANY OTHER PERSON'S CLAIM AND NO CLASS ACTION OR REPRESENTATIVE ACTIONS SHALL BE PERMITTED UNDER THE AGREEMENT, AND (B) IF ANY CLASS OR REPRESENTATIVE ACTION CANNOT BE WAIVED UNDER APPLICABLE LAW, THE PARTIES AGREE THAT SUCH ACTION SHALL BE ARBITRATED.

**13. Miscellaneous**

No amendment, alteration, variation, deletion, addition, and/or cancellation of these Terms made by Customer shall be of any force or effect unless reduced to writing and signed by a director of Schluter. If any clause, subclause, or other provision of these Terms is invalid under any statute or rule of law, such provision, to that extent only, shall be deemed to be omitted without affecting the validity of the remainder of the Terms. Customer shall pay to Schluter all costs of collection, including, without limitation, reasonable attorneys' fees, incurred by Schluter in enforcing the Agreement, including, without limitation, collecting any money due from Customer and enforcing Schluter's lien rights. No waiver by Schluter of any term or any obligation of Customer shall constitute a waiver of any other term or obligation. Customer shall not assign or transfer its rights or obligations under the Agreement without the prior written consent of Schluter. All of Customer's representations, warranties and indemnities under the Agreement shall survive the consummation of or the termination or cancellation of any purchase and sale of Products. Which party prepared the Agreement shall have no bearing on the construction or interpretation of the Agreement. Buyer will defend, at its own expense, any suit or legal proceeding, including any third party proceedings, which may be brought against Schluter by reason of the manufacture or sale of any special product(s) made to Buyer's specifications. These Terms supersede all prior versions of Schluter's Conditions of Sale. Schluter reserves the right in its sole discretion to amend these Terms from time to time and any such amended terms and conditions shall be binding on Customer. For the most current version of the Terms, please visit [www.schluter.ca/terms](http://www.schluter.ca/terms).

## **Copyright Notice**

The Schluter®-Systems Illustrated Price List is protected by copyright laws. Its entire content, including images and text, may not be reproduced, distributed, modified, reused, or otherwise used without the express written permission of Schluter®-Systems.

© 2019 Schluter Systems L.P. and affiliates. All Rights Reserved.

## **Trademark Notice**

All product names, logos and/or designs, including but not limited to those listed on our website, [www.schluter.ca/trademarks](http://www.schluter.ca/trademarks), are owned by Schluter Systems L.P. and/or affiliates. It may not be a complete list of trademarks owned by Schluter®-Systems as it does not list all common law trademarks and trademark applications or registrations worldwide. The unauthorized use or misuse of these trademarks is expressly prohibited and may be in violation of intellectual property rights which shall be enforced.

COMING SOON!



**Solid.  
Precise.  
Simple.**


## Schluter®-TROBA-LEVEL

Paver support system

With TROBA-LEVEL, you can quickly and easily install self-supporting tile pavers for exterior applications with lasting precision.

The small number of product components can be variably combined to compensate for sloped substrates, precisely level corners of adjacent paver tiles, and to allow for the flush installation of pavers with different thicknesses. The elevated assembly provides easy access to the substrate, as well as drainage and ventilation.

- High quality paver supports from assembly heights starting at 1/8" (3 mm)
- Consistent 1/8" (3 mm) joint width through integrated wall and joint spacer
- Compensation for sloped substrates up to 5% (up to 9/16" (15 mm) per foot)





Schluter Systems (Canada) Inc. • 21100 chemin Ste-Marie, Ste-Anne-de-Bellevue, QC H9X 3Y8  
Tel.: 800-667-8746 • Fax: 877-667-2410

[www.schluter.ca](http://www.schluter.ca)